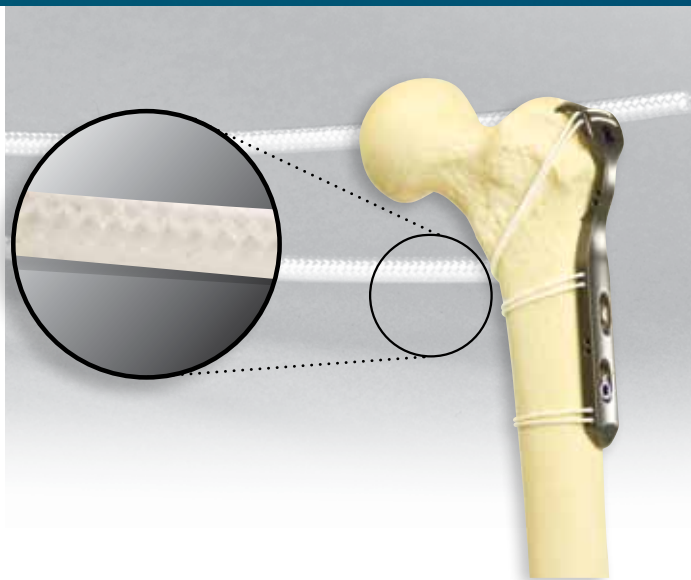


For a hands-on demonstration of these *clinically proven* products, visit us at AAOS Annual Meeting **Booth 2639** March 25-27, 2015 in Las Vegas.



SuperCable® Polymer Cerclage System

Eliminate Cable-Based Metal Debris

Callaghan (1997) Contribution of cable debris generation to accelerated polyethylene wear. Clin Orthop 344:20.
Urban et al (2004) Accumulation in liver and spleen of metal particles generated at nonbearing surfaces in hip arthroplasty. J Arthroplasty 19:94.

Proven Performance

Della Valle (2010) Early experience with a novel nonmetallic cable. Clinical Orthop 468:2382.
Edwards (2011) Utility of polymer cerclage cables in revision shoulder arthroplasty. Orthopedics 34:264.
Berend, Lombardi et al (2014) Polymer Cable/Grip-Plate System with Locking Screws for Stable Fixation to Promote Healing of Trochanteric Osteotomies or Fractures in Revision Total Hip Arthroplasty. Surg Tech Intl. 25:227.

Superior Fatigue Strength

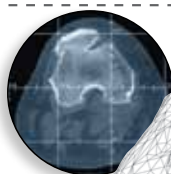
Sarin, Mattchen, Hack (2005) Novel iso-elastic cerclage cable for treatment of fractures. ORS. Washington, DC.

Eliminate Sharps Hazard

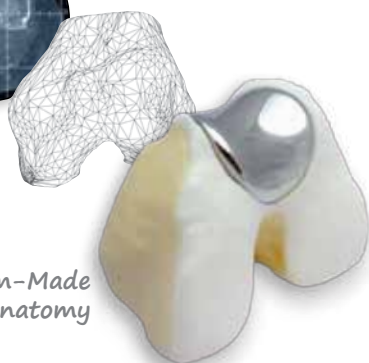
Stoker (2009) Advances in Internal Bone Fixation: Sharps Safety for Orthopedic Surgeons. Managing Infection Control. 9:30.

As Easy As...

1. CT Scan



2. Virtual Model of Patient Anatomy



3. Implant Custom-Made for Patient Anatomy

KineMatch® Custom-Fit Patello-Femoral Replacement

11 Year Followup: 100% Survivorship

Sisto, Sarin (2006) Custom Patellofemoral Arthroplasty of the Knee. JBJS 88-A:1475.
Sisto, Sarin (2011) Custom Patello-femoral Arthroplasty of the Knee: An Eleven Year Follow-Up. ORS. Long Beach, USA.

Simpler

Sisto, Grelsamer, Sarin (2012) Patient-Specific Patellofemoral Arthroplasty. In: Recent Advances in Hip and Knee Arthroplasty, InTech. Rijeka, Croatia.

Faster

Sisto, Sarin (2007) Custom Patellofemoral Arthroplasty of the Knee: surgical technique. JBJS 89-A (Supp 2, II):214.

CarboJet® CO₂ Lavage System

Increased Cement Penetration

Goldstein (2007) Improvement of cement mantle thickness with pressurized carbon dioxide lavage. ISTA. Paris, France.

Increased Bone-Cement Interface Strength

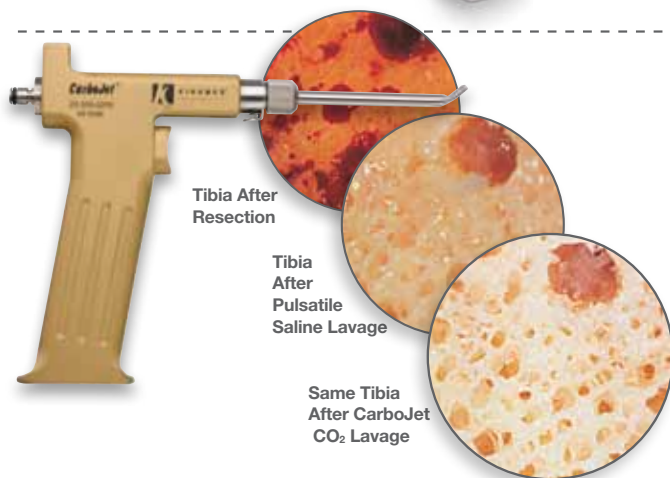
Stanley (2010) Bone-Cement interface strength in distal radii using two medullary canal preparation techniques. Hand Surg 15:95.

Reduced Opportunity for Micro-Emboli

Lassiter (2010) Intraoperative embolic events during TKA with use of pulsatile saline versus carbon dioxide lavage. ORS. New Orleans, USA.

Facilitates Tourniquet-free TKA

Jones (2011) Total Knee Arthroplasty without the use of a tourniquet. Seminars in Arthroplasty 22:176.



For additional information or to schedule a product evaluation, please give us a call at 800-827-5775. To view a video demonstration, visit us on the Web at: www.kinamed.com



KINAMED®
INCORPORATED

Expect Innovation.

AAOS Annual Meeting, **Booth 2639** March 25-27, 2015 in Las Vegas.

Scheduled Presentations

Please join us to hear from these distinguished speakers and engage in Q&A about their experience with these products.

Wednesday, March 25th, 3:45pm

"CarboJet® CO₂ Lavage: A Better Way to Clean Bone"

Jason Guevara, MD

Thursday, March 26th, 10:45am

"Patello-Femoral Arthroplasty with the KineMatch® Custom PFR"

Ronald Grelsamer, MD

Thursday, March 26th, 12:45pm

"Bone Preparation in Cemented UKA Using Pressurized CO₂ Lavage"

Dennis McGee, MD

Thursday, March 26th, 3:45pm

"SuperCable® Polymer Iso-Elastic Cerclage and Grip & Plate System"

Michael Bolognesi, MD

